


601677



2015

1.1

1.2

1.3

1.4

1.5

2.2.1

2.2.2

2.2.3

+

2.3

200

10

2006

23

3

	2015	2014		2013	2013 (%)
	5,570,335,591.26	5,228,220,272.63	5,228,220,272.63	3,392,195,414.96	6.54
	6,281,709,796.68	6,492,164,868.28	6,492,164,868.28	5,652,618,452.95	-3.24
	172,966,136.00	177,478,399.03	177,478,399.03	59,432,003.63	-2.54

5.1

10

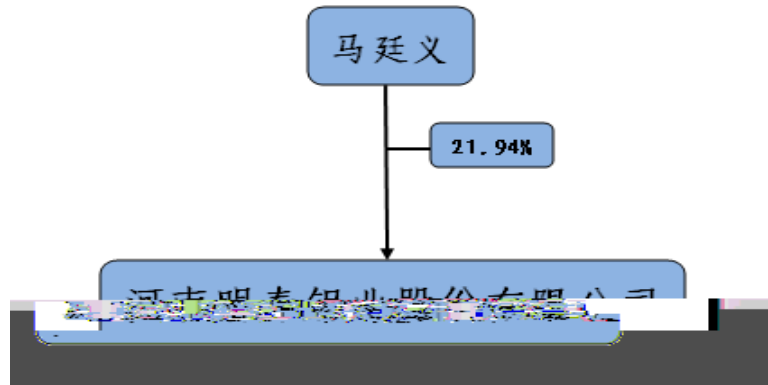
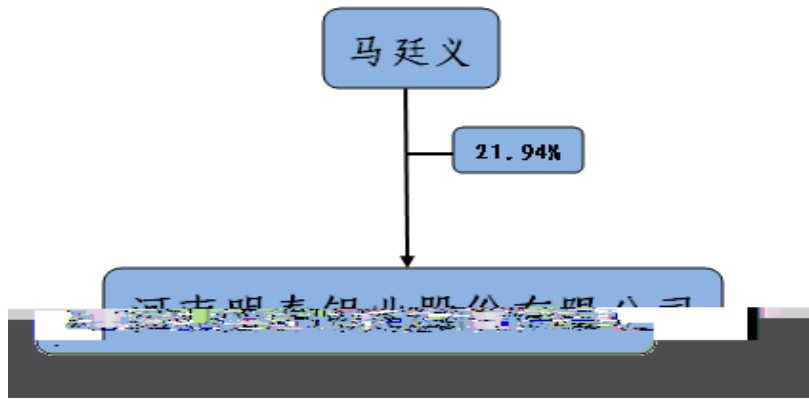
: ~~USD~~

	20,029
	18,662

10

(%)

5.2



6.1

2015

GJB9001B-2009

+

+

2015 6

[2015]2340

6,500 A

7.23

2015 12 2

2

6.2

2015 629,618.22 3.4%

17,296.61 2.54%

15,468.18 0.05%

6.3

			:	:
				%
	6,296,182,192.29	6,517,778,292.10		-3.40
	6,281,709,796.68	6,492,164,868.28		-3.24
	5,846,551,525.18	6,029,816,026.86		-3.04
	123,315,058.39	127,381,118.37		-3.19
	127,582,942.15	108,475,689.25		17.61
	-33,518,124.44	9,400,019.81		-456.58
	-109,091,117.21	812,819,912.24		-113.42
	-710,792,283.12	-280,169,493.89		
	893,608,220.07	-600,688,762.52		
	58,600,416.66	23,791,755.91		146.31

6.3.1

2015 628,170.98 3.24% 584

655.15 3.04%

6.3.1.1

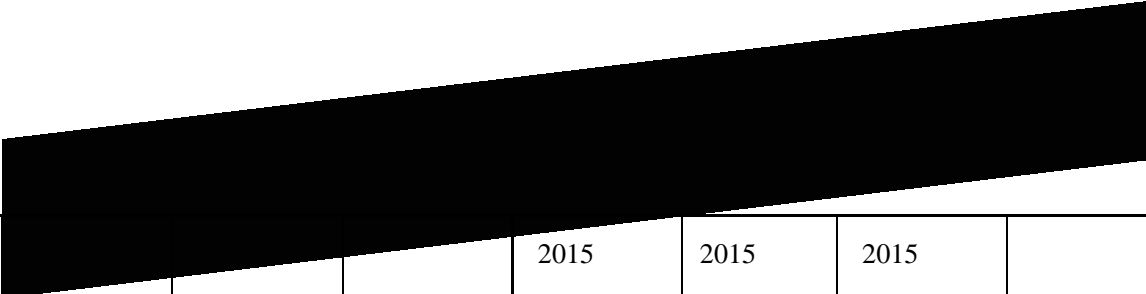
			:	:
				%
	6,192,921,852.37	5,776,784,028.14	6.72	-3.55
	56,527,878.66	54,143,503.39	4.22	81.77
				-3.42
				80.17
				0.12
				0.85

		12,963.36	2.29	11,690.53	1.87	10.89
		8,363.71	1.48	10,408.32	1.67	-19.64

6.4

		%		%	%	
	246,080,891.05	4.42	360,676,248.07	6.90	-31.77	
	1,051,882,594.15	18.88	533,061,109.66	10.20	97.33	
	105,000,000.00	1.88	5,000,000.00	0.10	2,000.00	10,000
	112,475,479.11	2.02	67,859,512.25	1.30	65.75	
	1,026,850,000.00	18.43	1,520,000,000.00	29.07	-32.44	

6.6

									
	%				2015	2015	2015		
	75	7,000.00	108,866.98	48,254.82	255,452.76	8,408.10	6,366.38		

6.7

6.7.1

10 60

70%

350

50%

6.7.2

5 6

C80

6.7.3

2016

2

7.1

2015 11

7

	2014	1	1	2014	12	31
				102,413,828.59		202,949,828.59
						100,536,000.00

7.2

			%	%
			75.00	75.00